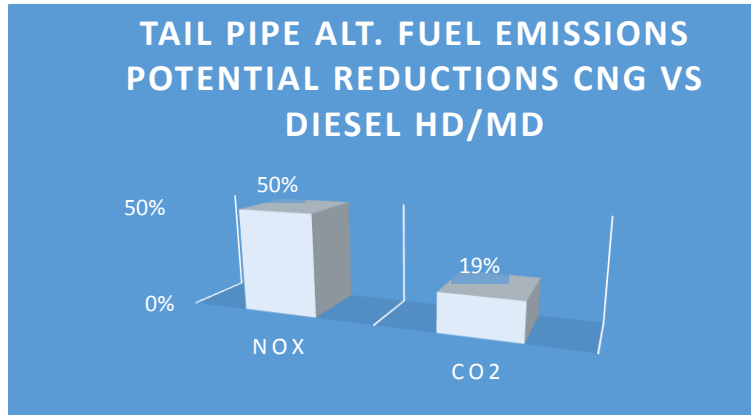
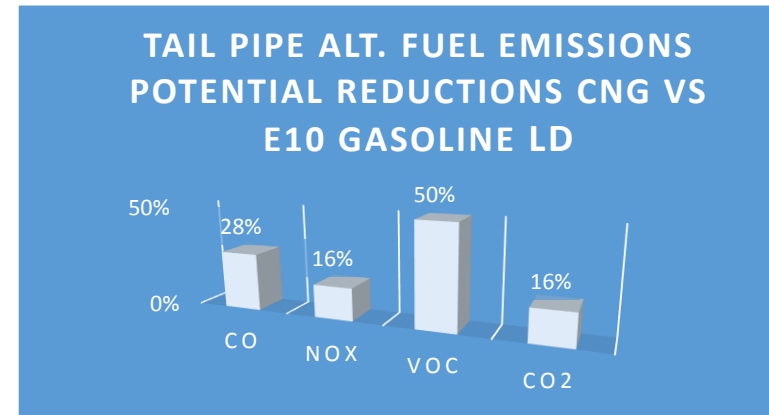


Potential Alternative Fuel Tail Pipe Emissions Benefits

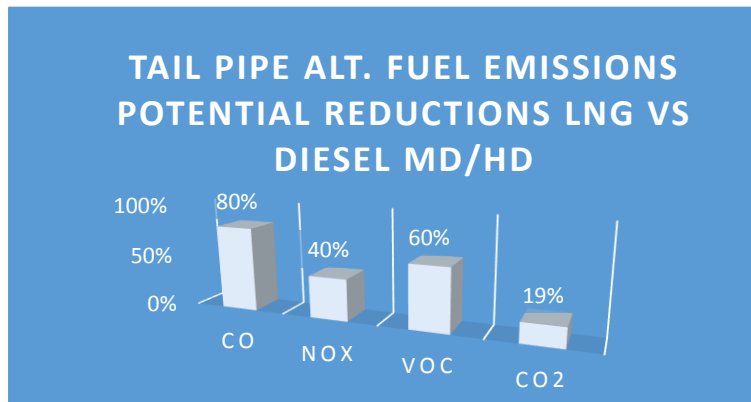
The charts below display the emissions benefits seen as a result of utilizing alternative fuel vehicles. The values demonstrated below were produced using Argonne National Laboratory's Alternative Fuel Life-Cycle Environmental and Economic Transportation Tool (AFLEET). This tool utilizes data from Argonne's Greenhouse gases, Regulated Emissions, and Energy use in Transportation (GREET) fuel-cycle model and the Environmental Protection Agency's emissions certifications. These data sources are used in determining the emissions benefits of Clean Fuel Advanced Technology (CFAT) technology sub-award projects. All values are "upto." Depending on load and vehicle configuration, actual emissions reductions can be lower.



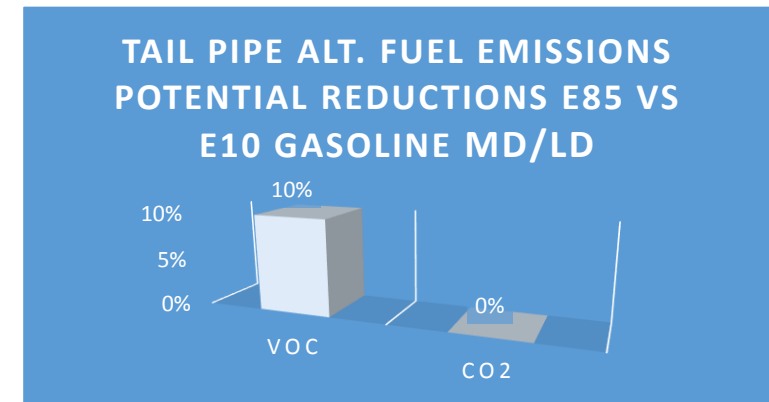
Heavy Duty/Medium Duty includes Combination Long Haul, Combination Short Haul, Single Unit Long Haul, Refuse, School Bus, and Transit Bus.



Light Duty includes Light Commercial Truck, Passenger Car and Light Passenger Truck.

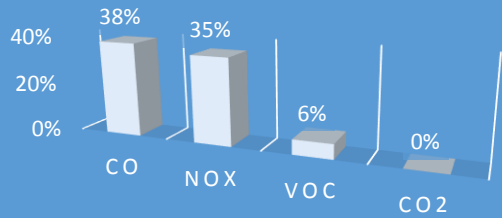


Heavy Duty/Medium Duty includes Combination Long Haul, Single Unit Long Haul, Refuse, and Transit Bus.



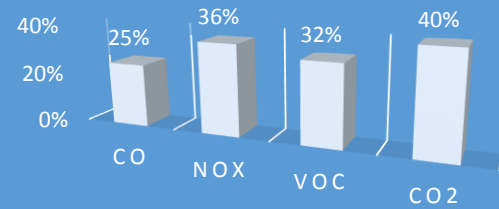
Medium Duty/Light Duty includes Single Unit Long Haul, School Bus and Light Commercial Truck.

TAIL PIPE ALT. FUEL EMISSIONS POTENTIAL REDUCTIONS E85 VS E10 GASOLINE LD



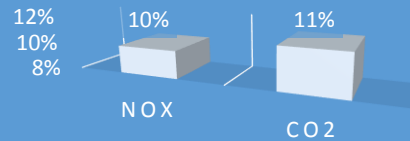
Light Duty includes Passenger Car and Passenger Truck.

TAIL PIPE ALT. FUEL EMISSIONS POTENTIAL REDUCTIONS HEV VS E10 GASOLINE LD



Light Duty includes Light Commercial, Passenger Car and Light Passenger Truck.

TAIL PIPE ALT. FUEL EMISSIONS POTENTIAL REDUCTIONS LPG VS E10 GASOLINE MD/LD



Medium Duty/Light Duty includes Single Unit Long Haul, School Bus and Light Commercial Truck.



This document is supported through the Clean Fuel Advanced Technology project with funding from the N.C. Department of Transportation.